

**Interpon**<sup>®</sup>  
POWDER COATINGS

# Living Colors

Your imagination starts with our finish

**AkzoNobel**

Color Name	Technology	Code		Color Group	LRV
Almond Ivory	D1000	GD016A	++	Living Series	54%
Anodic Bronze	D1000	GY114A		Anodic	12%
Anodic Champagne	D1000	GY276A		Anodic	42%
Anodic Clear	D1000	GY221A		Anodic	55%
Anodic Dark Grey	D1000	GL213A		Anodic	7%
Anodic Natural	D1000	GY235A		Anodic	42%
Anodic Off White	D1000	GD227A		Anodic	74%
Anodic Silver Grey	D1000	GL237A		Anodic	48%
APO Grey	D1000	GL107A		Living Series	46%
Barley	D1000	GD007A	++	Living Series	63%
Black	D1000	GN150A		Living Series	4%
Black Matt Low MAR	D1000	GN279A		Living Series	4%
Black Onyx	D1000	GY042A	++	Living Series	7%
Blaze Blue	610	MJ034A	++	Color Energy	18%
Bright Silver	610	MW201T		Silvers & Clears	43%
Bright White	D1000	GA030A	++	Living Series	81%
Claret	D1000	GG142A		Living Series	6%
Classic Pearl White	D1000	GA073A	++	Living Series	91%
Coral Black	D1000	GN063A	++	Living Series	4%
Custom Black	D1000	GN248A		Living Series	4%
Deep Pool	610	MK002A		Color Energy	20%
Doeskin	D1000	GD188A		Living Series	44%
Easy Clean Clear	200	UZ607I	++	Silvers & Clears	59%
Excel™ Basalt™	D1000 Excel™	GP108A		Excel™	13%
Excel™ Basalt™	D1000 Excel™	GP208A		Excel™	14%
Excel™ Bushland®	D1000 Excel™	GS103A		Excel™	24%
Excel™ Bushland®	D1000 Excel™	GK203A		Excel™	25%
Excel™ Charcoal	D1000 Excel™	GL035A	++	Excel™	6%
Excel™ Charcoal	D1000 Excel™	GL180A		Excel™	7%
Excel™ Classic Cream®	D1000 Excel™	GD245A		Excel™	67%
Excel™ Classic Cream®	D1000 Excel™	GU145A		Excel™	67%
Excel™ Cottage Green®	D1000 Excel™	GS174A		Excel™	10%
Excel™ Cottage Green®	D1000 Excel™	GK274A		Excel™	11%
Excel™ Cove™	D1000 Excel™	GD274A		Excel™	29%
Excel™ Deep Ocean®	D1000 Excel™	GJ203A		Excel™	9%
Excel™ Deep Ocean®	D1000 Excel™	GQ103A		Excel™	9%
Excel™ Domain®	D1000 Excel™	GD230A		Excel™	67%
Excel™ Dune®	D1000 Excel™	GP152A		Excel™	40%
Excel™ Dune®	D1000 Excel™	GL252A		Excel™	41%

Color Name	Technology	Code		Color Group	LRV
Excel™ Evening Haze®	D1000 Excel™	GM235A		Excel™	51%
Excel™ Evening Haze®	D1000 Excel™	GT135A		Excel™	52%
Excel™ Gully™	D1000 Excel™	GM242A		Excel™	20%
Excel™ Harvest®	D1000 Excel™	GD215A		Excel™	45%
Excel™ Hawthorn Green	D1000 Excel™	GK030A	++	Excel™	7%
Excel™ Headland®	D1000 Excel™	GV119A		Excel™	13%
Excel™ Heritage Green	D1000 Excel™	GK044A	++	Excel™	6%
Excel™ Ironstone®	D1000 Excel™	GL236A		Excel™	11%
Excel™ Ironstone®	D1000 Excel™	GP136A		Excel™	11%
Excel™ Jasper®	D1000 Excel™	GM214A		Excel™	15%
Excel™ Jasper®	D1000 Excel™	GT114A		Excel™	16%
Excel™ Mangrove™	D1000 Excel™	GK277A		Excel™	17%
Excel™ Manor Red®	D1000 Excel™	GG262A		Excel™	9%
Excel™ Manor Red®	D1000 Excel™	GV162A		Excel™	9%
Excel™ Monument®	D1000 Excel™	GL229A		Excel™	8%
Excel™ Monument®	D1000 Excel™	GP129A		Excel™	8%
Excel™ Night Sky®	D1000 Excel™	GN231A		Excel™	4%
Excel™ Night Sky®	D1000 Excel™	GN121A		Excel™	4%
Excel™ Pale Eucalypt®	D1000 Excel™	GS136A		Excel™	24%
Excel™ Pale Eucalypt®	D1000 Excel™	GK236A		Excel™	25%
Excel™ Paperbark®	D1000 Excel™	GD214A		Excel™	50%
Excel™ Paperbark®	D1000 Excel™	GU114A		Excel™	50%
Excel™ Pearl White®	D1000 Excel™	GA029A	++	Excel™	89%
Excel™ Primrose	D1000 Excel™	GD031A	++	Excel™	72%
Excel™ Riversand®	D1000 Excel™	GM204A		Excel™	33%
Excel™ Shale Grey®	D1000 Excel™	GL284A		Excel™	49%
Excel™ Shale Grey®	D1000 Excel™	GP184A		Excel™	49%
Excel™ Surfmist®	D1000 Excel™	GB136A		Excel™	66%
Excel™ Surfmist®	D1000 Excel™	GA236A		Excel™	69%
Excel™ Terrain™	D1000 Excel™	GM143A		Excel™	10%
Excel™ Terrain™	D1000 Excel™	GM243A		Excel™	9%
Excel™ Wallaby™	D1000 Excel™	GL111A		Excel™	18%
Excel™ Wallaby™	D1000 Excel™	GL210A		Excel™	18%
Excel™ Wilderness®	D1000 Excel™	GS189A		Excel™	18%
Excel™ Wilderness®	D1000 Excel™	GK289A		Excel™	19%
Excel™ Windspray®	D1000 Excel™	GP166A		Excel™	27%
Excel™ Windspray®	D1000 Excel™	GL266A		Excel™	28%
Excel™ Woodland Grey®	D1000 Excel™	GL205A		Excel™	12%
Excel™ Woodland Grey®	D1000 Excel™	GP105A		Excel™	12%

## Living Colors

Interpon is the stand-out performer for architects and fabricators looking to bring their creations to life and leave a lasting legacy to inspire future generations. This means providing the colors and finishes to make your creations look amazing, for long into the future. Our in-house color experts use deep insight and scientific research to anticipate and predict movements in trends that affect color and coating choices for architectural applications. We have drawn on the knowledge of our global Aesthetics Centre, along with our own Australian insights, to produce this residential and industrial powder coatings collection – Living Colors.

## The Interpon Ranges

### Interpon 610





































Interpon 610 is a durable powder coating designed to meet the specific needs of the Industrial and General Trade Coater markets. The range features higher transfer efficiency, excellent coverage and high levels of damage resistance, and is available in an extensive selection of brighter colors, ripples, textures, and special effect powders.




































### Interpon D1000

Interpon D1000 is a highly durable range of powder coatings developed on in-house resin technology to provide an ideal finish for all external projects. Interpon D1000 offers excellent application performance with superior coverage, high powder utilization and faster curing, making it the most versatile and best performing product in its class.

### Interpon D1000 Excel™

Interpon D1000 Excel™ has been developed for application over porous substrates, such as hot-dipped galvanized (HDG) steel and castings, providing greater application tolerance and improved final film appearance. Interpon D1000 Excel™ is also suitable for aluminum and steel substrates. For more information or to become an Interpon D approved applicator please speak with your Interpon technical representative.

Color Name	Technology	Code		Color Group	LRV
Flame Red	610	MG071A		Color Energy	11%
French Blue	610	MJ067A		Color Energy	13%
Hammersley Brown	D1000	GM100A		Living Series	8%
Hammer Mystique	610	MW415C		Ripple	13%
Lawn Green	610	MK038A		Color Energy	12%
Lemon Yellow	610	ME068A		Color Energy	66%
Magnolia	D1000	GD025A		Living Series	63%
MetaPrep™ Grey	700	EL286A		Primer	47%
Notre Dame	D1000	GL040A		Living Series	16%
Off White	D1000	GA211A		Living Series	71%
Olde Pewter	D1000	GL175A		Living Series	20%
Orange X15	610	MF035A		Color Energy	28%
Oyster Grey	D1000	GL258A		Living Series	60%
Pearl White	D1000	GA078A		Living Series	89%
Pottery	D1000	GM175A		Living Series	39%
Primrose	D1000	GD037A		Living Series	70%
PZ560 Zinc	100	BL103K		Primer	13%
PZ790	100	ALZ90F		Primer	15%
RF Isuzu Arc White Gloss	D1000	GP072A		Auto Auxiliary	68%
Ripple APO Grey	610	ML463A		Ripple	43%
Ripple Black	610	MN427A		Ripple	4%
Ripple Graphite	700	EY422A		Ripple	10%
Ripple RAL 7032	610	MP476A		Ripple	44%
Ripple RAL 7035	610	ML435A		Ripple	58%
Ripple White	610	MA494A		Ripple	92%
Ripple X15 Orange	610	MF406A		Ripple	29%
Rivergum	D1000	GD042A		Living Series	65%
Sablé™ Asteroid	D1000	GN271A		Sablé™	11%
Sablé™ Bass	D1000	GN297A		Sablé™	9%
Sablé™ Black	D1000	GN341A		Sablé™	4%
Sablé™ Brilliance	D1000	GL277A		Sablé™	16%
Sablé™ Core Ten	D1000	GX350A		Sablé™	8%
Sablé™ Grey Nurse	D1000	GL320A		Sablé™	58%
Sablé™ Silver	D1000	GY301A		Sablé™	39%
Safety Yellow	610	ME096A		Color Energy	45%
Safety Yellow	610	ME396A		Color Energy	43%

Color Name	Technology	Code		Color Group	LRV
Shoji White	D1000	GA160A		Living Series	78%
Signal Red	610	MG036A		Color Energy	13%
Space Blue	610	MJ008A		Color Energy	7%
Sterling White Gloss	D1000	GA006A		Auto Auxiliary	78%
Stone Beige	D1000	GD247A		Living Series	47%
Storm Grey N42	D1000	GL060A		Living Series	30%
Textura® White	D1000	GA330A		Textura®	87%
Textura® Surfmist®	D1000	GA336A		Textura®	67%
Textura® Primrose	D1000	GD331A		Textura®	69%
Textura® Paperbark®	D1000	GD314A		Textura®	52%
Textura® Dune®	D1000	GL352A		Textura®	58%
Textura® Silver	D1000	GY35LA		Textura®	38%
Textura® Ironstone®	D1000	GL336A		Textura®	11%
Textura® Deep Ocean®	D1000	Gj301A		Textura®	9%
Textura® Jasper®	D1000	GM314A		Textura®	15%
Textura® Woodland Grey®	D1000	GL333A		Textura®	12%
Textura® Monument®	D1000	GL329A		Textura®	8%
Textura® Black	D1000	GN305A		Textura®	5%
Toyota Graphite 1G3	D1000	GY010A		Auto Auxiliary	9.6%
Toyota White 040 Gloss	D1000	GA019A		Auto Auxiliary	79%
Toyota White 058 Gloss	D1000	GA059A		Auto Auxiliary	75%
Transformer Grey	D1000	GL031A		Living Series	30%
Vivica™ Asteroid Pearl	D1000	GY270A		Vivica™	10%
Vivica™ Charcoal Metallic	D1000	GM019A		Vivica™	7%
Vivica™ Charcoal Pearl	D1000	GY237A		Vivica™	6%
Vivica™ Citi®	D1000	GL211A		Vivica™	44%
Vivica™ Mercury Silver	D1000	GW003K		Vivica™	51%
Vivica™ Nobel Silver Pearl	D1000	GY119A		Vivica™	31%
Vivica™ Nuance Silver Pearl	D1000	GW104C		Vivica™	35%
Vivica™ Palladium Silver Pearl	D1000	GY184C		Vivica™	30%
Vivica™ Storm Front	D1000	GL249A		Vivica™	13%
Vivica™ Ultra Silver	D1000	GY070A		Vivica™	41%
White	D1000	GA124A		Living Series	89%
White Birch	D1000	GA057A		Living Series	85%
Yellow Gold	610	ME038A		Color Energy	52%

Colorbond® and ® color names are registered trademarks of BlueScope Steel Limited

## Color Freedom

Color and finish are a crucial element of your design, which is why we've created our **made-to-order color service**. For smaller projects down to 20kg, Interpon MiniB™ and Interpon MiniB™ Micro provides fast service on small batch made-to-order colors that are specific to your needs. Some conditions do apply such as choice of color and product. Please contact the Interpon Customer Care Team for additional advice.

## Interpon D Approved Applicators

The Interpon D Approved Applicators Network has been designed to ensure the Interpon solution you choose is applied correctly and meets the warranty requirements to local and international standards. To view all Interpon D Approved Applicators please visit [specifyinterpon.com.au](http://specifyinterpon.com.au).

## How to Specify Interpon Powder Coatings

For your project, it's important to use the correct product. That's why we make specifying Interpon powder coatings easy. Simply:

- a. Nominate the Interpon product. e.g. Interpon D1000.
- b. Nominate the color, finish and product code. e.g. Anodic Natural Matt GY235A.

Then to find your nearest Interpon applicator, please contact your Interpon representative or the Interpon Customer Care Team.



# Exterior Durable Color Range


**Interpon Excel™** Degassing technology provides smoother films over porous substrates. Features COLORBOND® steel standard color range.



**Excel™ Pearl White®**  
Gloss GA029A




**Excel™ Domain®**  
Matt GD230A



**Excel™ Primrose**  
Gloss GD031A



**Excel™ Classic Cream®**  
Matt GD245A | Satin GU145A



**Excel™ Surfmist®**  
Matt GA236A | Satin GB136A



**Excel™ Evening Haze®**  
Matt GM235A | Satin GT135A



**Excel™ Shale Grey®**  
Matt GL284A | Satin GP184A



**Excel™ Dune®**  
Matt GL252A | Satin GP152A



**Excel™ Harvest®**  
Matt GD215A



**Excel™ Paperbark®**  
Matt GD214A | Satin GU114A



**Excel™ Gully™**  
Matt GM242A



**Excel™ Jasper®**  
Matt GM214A | Satin GT114A



**Excel™ Headland®**  
Satin GV119A



**Excel™ Manor Red®**  
Matt GG262A | Satin GV162A



**Excel™ Terrain™**  
Matt GM243A | Satin GM143A



**Excel™ Woodland Grey®**  
Matt GL205A | Satin GP105A



**Excel™ Riversand®**  
Matt GM204A



**Excel™ Windspray®**  
Matt GL266A | Satin GP166A




**Excel™ Basalt™**  
Matt GP208A | Satin GP108A



**Excel™ Ironstone®**  
Matt GL236A | Satin GP136A



**Excel™ Bushland®**  
Matt GK203A | Satin GS103A



**Excel™ Wallaby™**  
Matt GL210A | Satin GL111A



**Excel™ Deep Ocean®**  
Matt GJ203A | Satin GQ103A



**Excel™ Monument®**  
Matt GL229A | Satin GP129A



**Excel™ Cove™**  
Matt GD274A



**Excel™ Pale Eucalypt®**  
Matt GK236A | Satin GS136A



**Excel™ Wilderness®**  
Matt GK289A | Satin GS189A



**Excel™ Mangrove™**  
Matt GK277A



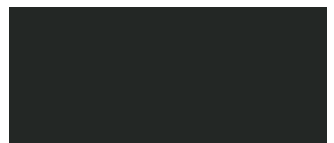
**Excel™ Cottage Green®**  
Matt GK274A | Satin GS174A



**Excel™ Hawthorn Green**  
Gloss GK030A



**Excel™ Heritage Green**  
Gloss GK044A



**Excel™ Charcoal**  
Gloss GL035A | Satin GL180A




**Excel™ Night Sky®**  
Matt GN231A | Satin GN121A

## Sustainability

Protecting the planet is a huge ambition, and our commitment to sustainability is at the heart of our revolution. Unlike traditional liquid paints, powder coatings are free of Volatile Organic Compounds, create minimum waste, and through their durable, superdurable and hyperdurable qualities deliver longer-lasting performance. Our primers are also designed to fight corrosion for longer, adding yet another layer of protection and performance to extend the lifetime of the buildings and products they protect. And we can evidence our commitment through a series of actions: we were the first in the market to secure an Environmental Product Declaration (EPD); and in reducing the overall environmental footprint of the entire industry. It's part of our wider global commitment to be the sustainability leader in the paints and coatings industry by empowering **People**, reducing our impact on the **Planet** and consistently innovating to bring the most sustainable **Paint** and coatings solutions to our customers.



**Interpon Living Series** A classic range of local favorites in subtle and neutral shades.




**Bright White**  
Gloss GA030A



**White Satin**  
Satin GA124A




**Pearl White**  
Gloss GA078A



**Classic Pearl White**  
Gloss GA073A



**Shoji White**  
Satin GA160A



**White Birch**  
Gloss GA057A



**Off White**  
Matt GA211A



**Oyster Grey**  
Matt GL258A



**APO Grey**  
Satin GL107A



**Primrose**  
Gloss GD037A




**Magnolia**  
Gloss GD025A



**Almond Ivory**  
Gloss GD016A



**Doeskin**  
Satin GD188A



**Rivergum**  
Gloss GD042A



**Barley**  
Gloss GD007A



**Stone Beige**  
Matt GD247A



**Pottery**  
Satin GM175A



**Storm Grey N42**  
Gloss GL060A



**Olde Pewter**  
Satin GL175A




**Claret**  
Satin GG142A



**Transformer Grey**  
Gloss GL031A



**Notre Dame**  
Gloss GL040A



**Hammersley Brown**  
Satin GM100A



**Coral Black**  
Gloss GN063A



**Custom Black**  
Matt GN248A



**Black Satin**  
Satin GN150A



**Black Matt Low MAR**  
Matt GN279A

**Interpon Vivica™**

A soft metallic finish, providing luxury and richness to give your creations that standout quality.



**Nuance Silver Pearl**  
Satin GW104C



**Vivica™ Mercury Silver**  
Gloss GW003K



**Vivica™ Citi®**  
Matt GL211A



**Vivica™ Ultra Silver**  
Gloss GY070A



**Vivica™ Nobel Silver Pearl**  
Satin GY119A



**Vivica™ Palladium Silver Pearl**  
Satin GY184C



**Vivica™ Asteroid Pearl**  
Matt GY270A



**Vivica™ Storm Front**  
Matt GL249A



**Vivica™ Black Onyx**  
Gloss GY042A



**Vivica™ Charcoal Pearl**  
Matt GY237A




**Vivica™ Charcoal Metallic**  
Gloss GM019A

**Interpon Auto Auxiliary** A select range of colors designed for the automotive after market.




**Toyota Graphite 1G3**  
Gloss GY010A




**Toyota White 040 Gloss**  
Gloss GA019A



**RF Isuzu Arc White Gloss**  
Gloss GP072A




**Sterling White Gloss**  
Gloss GA006A




**Toyota White 058 Gloss**  
Gloss GA059A

**Interpon Textura®** Unique fine texture finish designed to reduce marring and scuffing and ensure a right-first-time finish.



**Textura® White**  
Texture GA330A



**Textura® Surfmist**  
Texture GA336A



**Textura® Primrose**  
Texture GD331A



**Textura® Paperbark**  
Texture GD314A



**Textura® Dune**  
Texture GL352A



**Textura® Silver**  
Texture GY35LA



**Textura® Ironstone**  
Texture GL336A



**Textura® Deep Ocean**  
Texture GJ301A



**Textura® Jasper**  
Texture GM314A



**Textura® Woodland Grey**  
Texture GL333A



**Textura® Monument**  
Texture GL329A



**Textura® Black**  
Texture GN305A

**Interpon Anodic**

A sustainable alternative, providing soft, metallic tones, without causing the environment any unnecessary harm.



**Anodic Natural**  
Matt GY235A



**Anodic Clear**  
Matt GY221A



**Anodic Off White**  
Matt GD227A



**Anodic Silver Grey**  
Matt GL237A



**Anodic Champagne**  
Matt GY276A



**Anodic Bronze**  
Satin GY114A



**Anodic Dark Grey**  
Matt GL213A

**Interpon Sablé™**

A novel sandy appearance offering enhanced surface scruff resistance.



**Sablé™ Asteroid**  
Texture GN271A



**Sablé™ Grey Nurse**  
Texture GL320A



**Sablé™ Silver**  
Texture GY301A



**Sablé™ Brilliance**  
Texture GL277A



**Sablé™ Core Ten**  
Texture GX350A



**Sablé™ Bass**  
Texture GN297A



**Sablé™ Black**  
Texture GN341A



# Interior Color Range

**Interpon Color Energy** A collection of striking colors to accent modern features.





**Lemon Yellow**  
Gloss ME068A  



**Flame Red**  
Gloss MG071A  



**Blaze Blue**  
Gloss MJ034A  




**Orange X15**  
Gloss MF035A  




**Yellow Gold**  
Gloss ME038A  



**Signal Red**  
Gloss MG036A  



**French Blue**  
Gloss MJ067A  



**Deep Pool**  
Satin MK002A  



**Safety Yellow**  
Gloss ME096A  



**Safety Yellow**  
Texture ME396A  



**Space Blue**  
Gloss MJ008A  




**Lawn Green**  
Gloss MK038A  


## Interpon Ripple

A distinctive coarse texture effect which also allows masking of substrate surface defects.



**Ripple White**  
Gloss MA494A 



**Ripple RAL 7035**  
Gloss ML435A 



**Ripple APO Grey**  
Gloss ML463A 




**Ripple Graphite**  
Matt EY422A 




**Ripple X15 Orange**  
Gloss MF406A  



**Ripple RAL 7032**  
Gloss MP476A 



**Ripple Black**  
Gloss MN427A 



**Hammer Mystique**  
Gloss MW415C  

## Interpon Redox

Total corrosion protection to enable your building to last even in the toughest environments.



**PZ560 Zinc**  
Primer BL103K



**PZ790**  
Primer ALZ90F



**MetaPrep™ Grey**  
Primer EL286A





**Bright Silver**  
Matt MW201T 


## Interpon Clears




**Easy Clean Clear**  
Gloss UZ607I

 Not recommended for use where high UV exposure is likely

 For internal use only

 For General Industrial Range

 Are recommended to be over coated with Interpon 810 Clear powder coating for exterior use or aggressive internal applications



## AkzoNobel

We've been pioneering a world of possibilities to bring surfaces to life for well over 200 years. As experts in making coatings, there's a good chance you're only ever a few meters away from one of our products. Our world class portfolio of brands – including International, Sikkens and Interpon – is trusted by customers around the globe. We're active in more than 150 countries and have set our sights on becoming the global industry leader. It's what you'd expect from the most sustainable paints company, which has been inventing the future for more than two centuries.

For more information please visit [akzonobel.com](http://akzonobel.com) and [interpon.com](http://interpon.com)

All products supplied & technical advice given are subject to the standard terms of sale of the AkzoNobel supplying company. Interpon® and Textura® are registered trademarks of AkzoNobel Pty Ltd. Sablé,™ MiniB,™ Vivica,™ Excel™ and MetaPrep™ are trademarks of AkzoNobel Pty Ltd. COLORBOND®\*\* and @ color names are registered trademarks of BlueScope Steel Limited.™\*\* color names are trademarks of BlueScope Steel Limited. Over time performance may vary between COLORBOND® steel and Interpon Powder Coatings due to the different paint technologies used.

© Copyright 2021 AkzoNobel Pty Limited ABN 59 000 119 424.  
Issue 2 - 01/2022.

### Follow us

Powder Coatings by AkzoNobel



[architectural.interpon.com](http://architectural.interpon.com)  
[specifyinterpon.com.au](http://specifyinterpon.com.au)

# Interpon®

## Care and Maintenance

Over time with exposure to the elements, powder coatings may show signs of weathering such as loss of gloss, chalking and slight color change. But regular cleaning will minimize the effects and remove dirt, grime and other build-up detrimental to all powder coatings. Using a solution of warm water and nonabrasive, pH neutral detergent solution, and rinsing surfaces after cleaning, is the best way to protect the value of your asset.

Category (AS4312)	Corrosivity Level	External	Internal	Required Cleaning*
C1	Very Low	Alpine Areas	Offices, Shops	Every 12 Months
C2	Low	Arid, Rural, Urban	Warehouses, Sports Halls	Every 12 Months
C3	Medium	Coastal (Bays)	Food Processing Plants, Breweries	Every 12 Months
C4	High	Sea Shore (Calm), Swimming Pools	Swimming Pools, Livestock Buildings	Every 6 Months
C5	Very High	Sea Shore (Surf), Offshore	Heavy Industrial, Chemical sites	Every 3 Months
CX	Extreme	Shoreline (Severe Surf)	Adjacent to acidic processes	Every 3 Months

\*Refer Interpon Powder Coatings – Care and Maintenance sheet for further details.

Speak to your local representative or contact [salesoz@interpon.com](mailto:salesoz@interpon.com) to learn more about what Living Colors can do for you.

t: 1800 630 516 | f: 1800 650 786



green building council australia  
MEMBER 2020-2021

S-P-00692 EPD®  
[environdec.com](http://environdec.com)

EPD logo applies to D1000 and D1000 Excel™ only

**Architectural**

Your imagination starts with our finish